

Scaled data based on original data using
LM-79-08 Approved Method: Electrical and Photometric Measurements of Solid-
State Lighting Products

Test Report Prepared for
Cooper Lighting Solutions
(formerly Eaton)

Brand: INVUE

Report Number: P596851

Luminaire Tested: **MSA-SA1B-835-U-5WQ**

Issue Date: 5/27/2021

Test Information

Test Method: LM-79-08
Report Number: P596851
TEST IS SCALED FROM IESNA LM-79-08 TEST DATA (G2-1910-543-4)
Test Lab: INNOVATIONS CENTER
Issue Date: 5/27/2021
Manufacturer: COOPER LIGHTING SOLUTIONS (FORMERLY EATON)
Product Line: INVUE
Catalog Number: MSA-SA1B-835-U-5WQ
Description: MESA POST TOP DECORATIVE LUMINAIRE. (1) LIGHTSQUARES WITH 16 LEDS EACH AND TYPE V WIDE OPTICS.
Light Source: -
Ballast/Driver: ELECTRONIC DRIVER

Summary

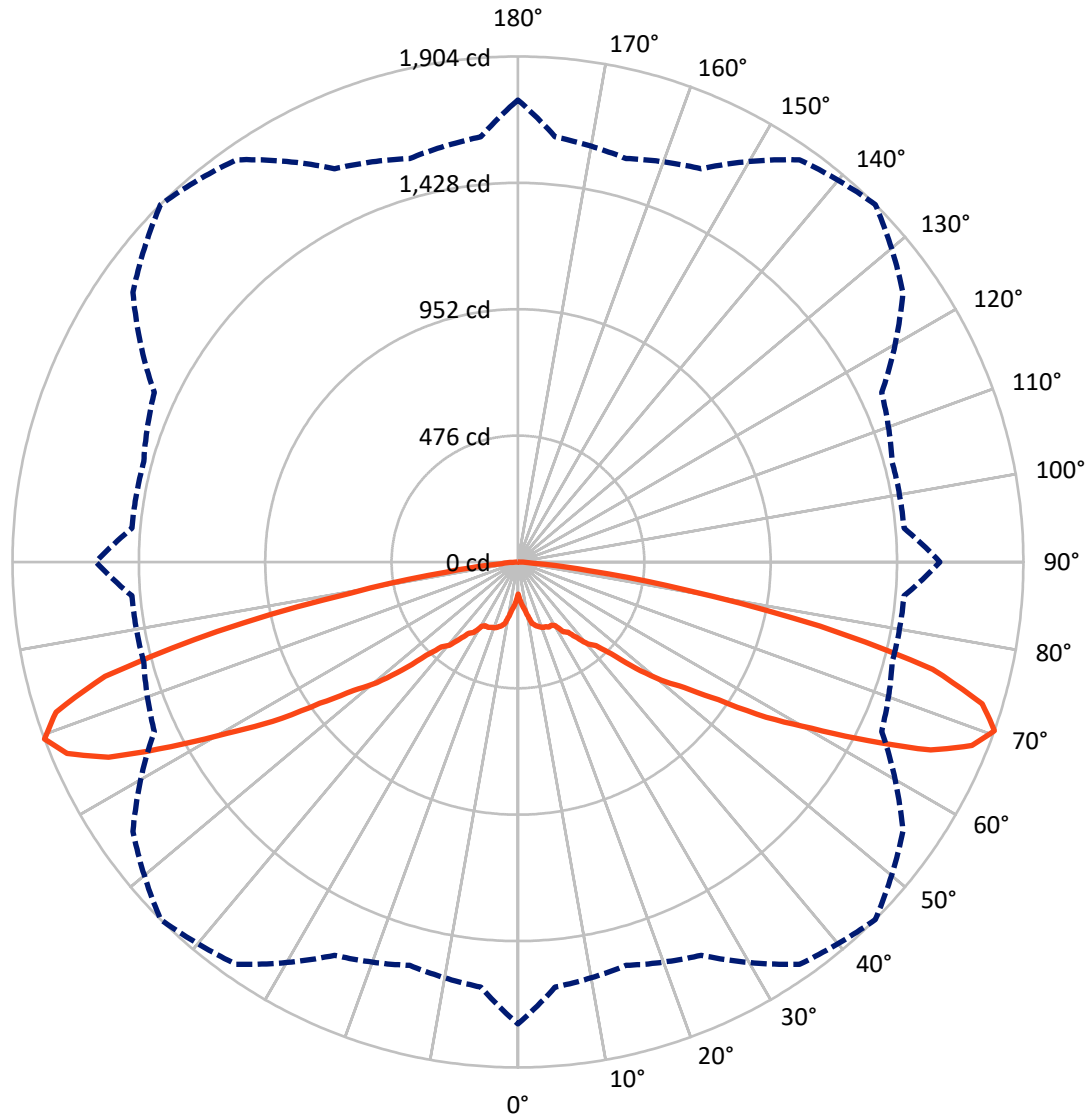
Lumens per Lamp: N/A
Luminaire Lumens: 4479 lumens
Efficiency: N/A
Efficacy: 101.8 lumens/watt
Luminous Opening: Rectangular (W 0.5' x L: 0.5' x H: 0')
IES Classification: Type V - Short
BUG Rating: B3 - U0 - G1

Input Watts (W): 44
Input Voltage (V): NR
Input Current (Ain): NR
Voltage Rise (V): NR
Power Factor: NR
Total Harmonic Distortion (THDi): NR
Frequency (hertz): 60
Stabilization Time: NR
Operation Time: NR
Ambient Temperature (°C): NR
Test Distance: 28.75 FT



REPORT NUMBER: P596851
CATALOG NUMBER: MSA-SA1B-835-U-5WQ

Luminous Intensity Polar Plot



— Vertical Plane Through 45-Deg Lateral - - - Horizontal Cone Through 70-Deg Vertical

REPORT NUMBER: P596851
 CATALOG NUMBER: MSA-SA1B-835-U-5WQ

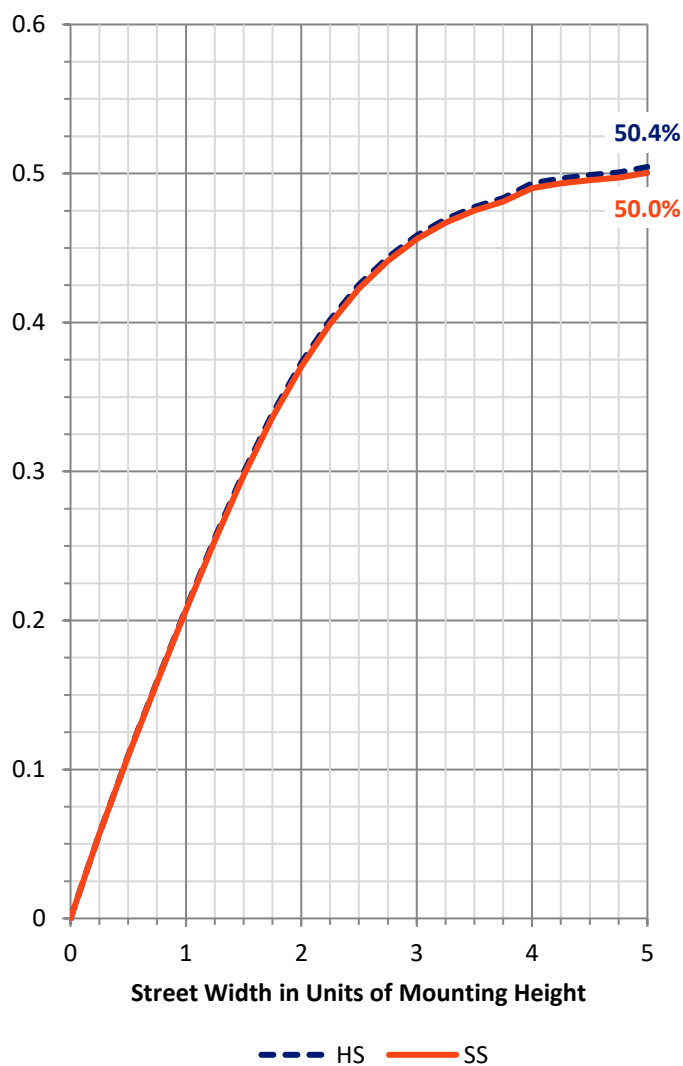
FLUX DISTRIBUTION:

		Downward	Upward	Total
House Side	Lumens	2239.5	0.0	2239.5
	% Fixture	50.0	0.0	50.0
Street Side	Lumens	2239.5	0.0	2239.5
	% Fixture	50.0	0.0	50.0
Total	Lumens	4479.0	0.0	4479.0
	% Fixture	100.0	0.0	100.0

ZONAL LUMENS:

Zone	Lumens	% Fixture
0°-10°	17.6	0.4
10°-20°	70.5	1.6
20°-30°	133.3	3.0
30°-40°	232.2	5.2
40°-50°	443.9	9.9
50°-60°	860.7	19.2
60°-70°	1507.1	33.6
70°-80°	1132.7	25.3
80°-90°	81.0	1.8
90°-100°	0.0	0.0
100°-110°	0.0	0.0
110°-120°	0.0	0.0
120°-130°	0.0	0.0
130°-140°	0.0	0.0
140°-150°	0.0	0.0
150°-160°	0.0	0.0
160°-170°	0.0	0.0
170°-180°	0.0	0.0
0°-90°	4479.0	100.0
0°-180°	4479.0	100.0

Coefficient of Utilization



REPORT NUMBER: P596851

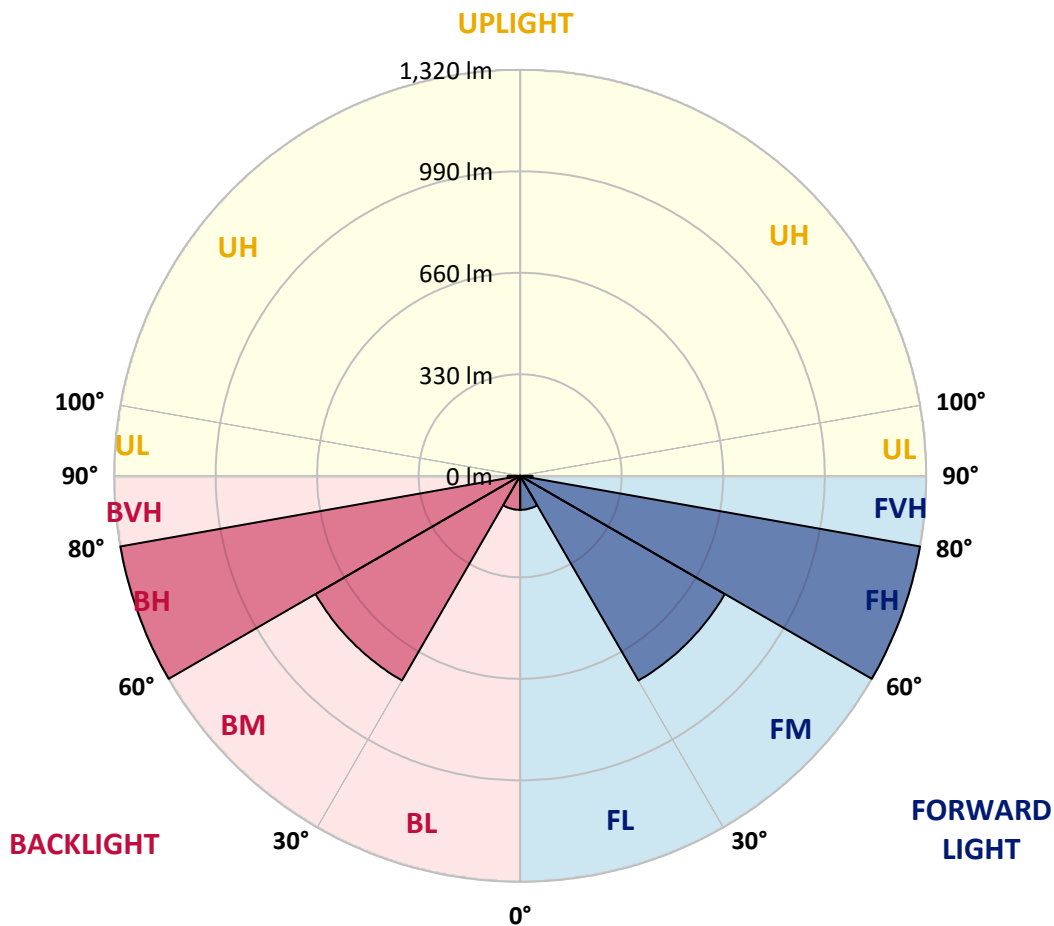
CATALOG NUMBER: MSA-SA1B-835-U-5WQ

LUMINAIRE CLASSIFICATION SYSTEM LUMEN TABLE AND BUG RATING:

Zone	Lumens	% Fixture	Zone Rating/Lumen Limit		
			B	U	G
FL (0°-30°)	110.7	2.5			
FM (30°-60°)	768.4	17.2			
FH (60°-80°)	1319.9	29.5			G1/1800
FVH (80°-90°)	40.5	0.9			G1/100
BL (0°-30°)	110.7	2.5	B1/500		
BM (30°-60°)	768.4	17.2	B1/1000		
BH (60°-80°)	1319.9	29.5	B3/2500		G1/1800
BVH (80°-90°)	40.5	0.9			G1/100
UL (90°-100°)	0.0	0.0		U0/0	
UH (100°-180°)	0.0	0.0		U0/0	

BUG Rating: B3-U0-G1

Type V Short





REPORT NUMBER: P596851
 CATALOG NUMBER: MSA-SA1B-835-U-5WQ

CANDELA DISTRIBUTION (FULL):

	0°	5°	15°	25°	35°	45°	55°	65°	75°	85°	90°
0°	121.1	121.1	121.1	121.1	121.1	121.1	121.1	121.1	121.1	121.1	121.1
2.5°	147.3	145.1	138.0	138.3	141.6	142.0	142.3	138.0	136.9	145.8	146.3
5°	187.1	181.9	176.7	174.6	171.5	162.8	172.4	173.4	175.5	182.3	185.4
7.5°	213.7	207.3	200.2	195.8	187.3	180.2	188.0	194.4	198.6	206.3	210.6
10°	218.8	214.9	214.6	206.9	205.4	208.0	207.5	207.6	213.9	214.1	216.7
12.5°	234.6	237.4	232.0	229.4	230.9	237.4	232.1	229.9	231.4	238.6	235.6
15°	255.2	258.6	250.4	246.2	242.0	248.1	242.7	246.7	251.8	257.0	254.4
17.5°	278.2	278.4	267.2	251.8	255.4	256.3	254.4	251.1	265.5	278.0	276.8
20°	290.7	290.5	271.4	250.4	261.2	263.1	261.3	250.0	271.8	289.0	288.4
22.5°	303.6	299.7	276.8	259.8	263.8	265.3	261.3	260.3	276.8	300.8	300.6
25°	310.5	313.8	288.6	278.0	274.7	271.1	274.5	276.3	292.1	315.5	308.8
27.5°	332.2	326.8	292.1	291.0	284.1	269.7	281.7	290.2	291.0	328.9	335.9
30°	351.9	353.9	307.7	309.3	296.6	278.4	297.0	310.5	313.1	354.3	353.6
32.5°	372.7	373.6	335.5	319.4	314.0	313.3	306.2	318.0	338.5	371.5	372.9
35°	404.3	411.5	360.4	338.7	331.9	324.9	331.2	341.8	360.9	410.4	406.9
37.5°	476.8	465.5	414.4	369.4	364.9	362.1	367.1	374.8	413.9	466.7	482.9
40°	527.4	522.0	452.5	420.3	391.8	406.8	395.0	424.5	456.8	522.3	532.7
42.5°	605.7	581.7	510.3	470.5	441.0	430.4	437.0	475.6	516.8	589.7	610.2
45°	681.0	643.9	582.8	547.7	502.9	491.7	500.6	545.9	593.6	651.2	687.4
47.5°	757.8	719.5	652.3	601.5	564.9	598.1	569.1	612.1	659.6	726.7	758.8
50°	837.5	795.1	728.7	673.5	670.4	699.7	665.0	687.0	731.0	800.5	838.4
52.5°	929.1	883.4	817.0	779.6	786.9	785.0	778.1	774.1	817.4	885.6	930.6
55°	1038.0	988.7	935.7	918.5	938.6	916.9	927.2	925.8	932.0	980.9	1033.5
57.5°	1169.7	1114.0	1060.8	1057.0	1082.9	1103.4	1085.1	1058.9	1047.9	1095.4	1155.7
60°	1335.7	1267.2	1208.8	1196.8	1270.7	1270.5	1254.0	1195.3	1191.1	1244.8	1317.4
62.5°	1519.0	1435.6	1371.8	1352.7	1468.4	1481.5	1430.0	1324.7	1346.3	1389.5	1475.7
65°	1674.7	1574.4	1515.0	1509.8	1651.2	1708.7	1595.1	1451.0	1458.0	1494.0	1587.3
67.5°	1776.1	1655.4	1608.1	1633.3	1809.2	1845.1	1739.5	1535.5	1510.8	1525.8	1637.3
70°	1740.5	1607.8	1573.7	1634.9	1850.0	1904.4	1770.6	1511.9	1459.4	1460.1	1589.7
72.5°	1470.7	1344.4	1360.5	1472.8	1753.4	1829.7	1626.7	1365.6	1258.2	1255.6	1373.2
75°	972.5	888.1	951.8	1126.8	1457.7	1613.7	1347.8	1070.3	935.7	891.9	982.8
77.5°	425.4	414.6	468.3	666.0	993.7	1163.0	965.6	699.2	508.9	423.3	462.4
80°	114.0	111.6	140.0	252.6	483.7	640.5	522.5	278.9	145.6	106.0	112.4
82.5°	41.5	42.6	52.0	70.7	159.3	269.7	173.6	81.5	55.1	45.2	45.2
85°	18.1	17.5	25.2	28.3	43.4	61.0	49.9	34.6	27.8	20.9	20.0
87.5°	4.9	6.1	8.5	8.9	11.3	9.2	13.2	12.2	10.4	7.3	5.9
90°	0.0	0.0	0.0	0.0	0.0	0.0	0.0	0.0	0.0	0.0	0.0

(END OF REPORT)